

URALENSIS LICORICE ROOTS EXTRACT GLABRIDIN FOR NOVEL SKIN-WHITENING



**novel functional ingredients
for multi-purpose formulations**



CAMPO RESEARCH PTE LTD

Level 30, 6 Battery Road, Singapore 049909

Tel: (65) 63833203 / 202 / 63833631 Direct Fax (65) 63833632 / 63834034

Email: sales@campo-research.com Website: <http://www.campo-research.com>

Internet-Video-Phone Teleconferencing: campo@publl.ipn.vocaltec.com For Technical Assistance

CAMPO® Multi-Purpose Cosmetic Base Chemicals & Active Ingredients

CAMPO® Novel Functional Active Cosmetic Ingredient & Raw Materials

INDEX

[Campo Licorice Roots Extract - Liquid](#)

[Whitening properties of Licorice Roots](#)

[Major Whitening Cosmetics in Japan and Asia with Licorice Roots Extract](#)

[Clinical study](#)

[Technical Specification \(Campo Licorice Roots Extract - Liquid\)](#)

[References \(Campo Licorice Roots Extract – Liquid\)](#)

[Campo Licorice Glabridin Purum - Powder](#)

[Cosmetic Usage](#)

[Skin Whitening Effect / Inhibition of Melanogenesis](#)

[Glabridin's Mechanism of Action](#)

[Glabridin's Anti-Inflammatory Effects](#)

[Glabridin's Anti-Oxidant Effects](#)

[Glabridin in Cosmetic Applications](#)

[Technical Specification \(Campo Licorice Glabridin Purum - Powder\)](#)

[References \(Campo Licorice Glabridin Purum – Powder\)](#)

Ask about our Herbal Natural Products Chemistry Consultancy Services -Product Registration EEC/UK New Drug Development (NDA-US); Quasi-Drug Topicals (MOHW_Japan); Development of Standards, Analysis & Profiles of Phytochemicals; Literature searches, Cultivation of Medicinal Plants, Clinical-Trials, Development of new uses for Phytochemicals and Extracts; Contract Research and Development Work in Natural Products for Novel Drugs, New Cosmetic Active Ingredients for Active Topica/OTC Cosmetic with functionality and Consumer-preceivable immediate-results, New Food Ingredients for Nutraceuticals & Functional Foods.

Welcome - [<http://campo-research.com/>]

Haircare Suncare Skincare Eyecare Bath Slimming Ingredients Help

non-listed ingredients enquiry cosmetics ingredients what's new in campo best seller ingredient INCI/CTFA names distributor enquiry new innovations contacting us formularies press releases export enquiry our profile MSDS

福 CAMPO RESEARCH
ACTIVE INGREDIENTS

Campo Novel Active Cosmetic Ingredients. The Ingredients That Impart Consumer Preceivable Functional Activities To Your Cosmetic End Products !!!

24 hrs. campo@pub1.ipn.vocaltec.com support@campo-research.com

Campo Licorice Extract



Description

The generic name derives from the Greek *glykys* and *rhiza*, a sweet root. It is a perennial, herbaceous plant with a thick rhizome of a dark, reddish-brown outside, and yellowish inside, from which its stolons and very long rootlets spring. The leaves are imparipinnatisect, that is, formed by a series of almost opposite leaflets, in pairs, and a central, apical leaflet; they are all oval-elliptic, the base being slightly more rounded than the tip. They contain numerous oil glands, which make them sticky. The almost sessile flowers are arranged in

raceme, emerging corolla is 5-petalled, of a delicate blue tending towards violet. The fruit is a pod, which contains a few dark-colored, slightly oval seeds.

There are two main varieties of this plant: the *Typica* which is known commercially as Spanish licorice and the *Glandulifera* which is generally called Russian licorice. The former comes from Spain and Italy, the latter from Turkey, U.S.S.R. and the countries around Asia Minor towards India.

Parts used:

Rhizomes & roots

Chemical compounds:

Glycyrrhizin, saponin, glucose, gum, sucrose, flavanoids, phytosterol, glabridin (the active component of licorice extract, which is responsible for its whitening effect.)

Ethnobotany

The root boiled in water with some Maidenhead and figs makes a good drink for those who have a dry cough or hoarseness, wheezing or shortness of breath, and for pains in the chest and lungs. It is also good for pains of the reins, strangury and heat of the urine. The juice is also effectual in all diseases of the lungs and chest. A strong decoction of the root given to children loosens the bowels and takes off feverish heats, which attend costiveness.



The juice or extract is made by boiling the fresh roots in water, straining the decoction and, when the impurities have settled, evaporating it over a gentle heat till it no longer sticks to the fingers. It is better to cut the roots into small pieces before boiling to obtain maximum extraction. A pound (454g) of Licorice in 3 parts of water boiled down to 2 parts is best for all purposes. The juice can be obtained by squeezing the roots between two rollers. When made carefully, it is sweeter than the root itself.

Modern uses: A widely used remedy for coughs and lung complaints. It is soothing, expectorant and anti-Spasmotic. For coughs with sore throat it is often combined with Linseed and made into an infusion. One ounce (28g) of powdered Licorice and one teaspoonful of powdered Linseed are simmered in 3 pt of water for 20 minutes. The same can be taken for stomach ulcers.

People with high blood pressure should not use Licorice, as it may exacerbate this condition.

Whitening properties of Licorice Roots

Consumer demand for plant derived ingredients is gaining popularity. This keen interest from natural active materials has affected scientists in the cosmetic industry to come up with whitening agents from these natural sources. Toward these developments, cosmetic companies combine a whitening main active and other plant extracts to enhance the efficacy of their products. One remarkable observation that has been proven effective and has a perceivable result is the inclusion of the licorice extract.

The main active component of licorice roots extract is glabridin. This substance inhibits tyrosinase activity, DOPA chrome tautomerase and spontaneous conversion, while also preventing melanin formation.

Tyrosinase is an enzyme relating to the formation of melanin. In Melanocytes, tyrosinase is synthesized in the lysosome on the surface of the rough-surfaced endoplasmic reticulum. Then, it is modified by saccharide and activated in Golgi-associated endoplasmic reticulum of lysosome (GERL). Activated tyrosinase is secreted as a coated vesicle from GERL and is fused with premelanosome. Promelanosome is considered to be formed in Golgi body or smooth-surfaced endoplasmic reticulum. Melanin formation progresses in this way and melanosome is filled with polymerized melanin polymer.

It has been said that tyrosinase is the only enzyme, which is related to the melanin formation. Synthesis after Dopaquinone is considered to be spontaneously occurred. However, recent research indicates that there are three kind of enzyme including tyrosinase, which is related to the melanin formation.

It is reported that in melanin formation pathway by way of 5,6-dihydroxyindole-2-carboxylic acid (DHICA), DOPA-chrome to DHICA. Likewise the existence of DHICA oxidase or TRP1 is reported. It catalyzes the conversion of DHICA into Indole-5, 6-quinone-2-carboxylic acid. In addition, these two enzymes have the function to stabilize tyrosinase.

In addition to the inhibition of tyrosinase activity, the inhibition of the activity of these two enzymes would be another important key issue for the development of whitening products.

Major Whitening Cosmetics in Japan and Asia with Uralensis Licorice Roots Extract

Shiseido	Whitess Essence EX	Licorice Roots Extract
Kose	Whitening Serum FX	Licorice Roots, Alpha-ceramidein (as AHA)
Christian Dior	Clair de Dior Expert	Licorice Roots, Enzymes Coupled Vitamin C (Vitamin C Derivative)
Chanel	Blanc Pur-Whitening Serum	Vitamin C (Enzymes Coupled Vit. C) Licorice Roots

Inhibitory effect of Licorice Roots Extract on:

A. Tyrosinase

Conc. Ext. (mg/ml)	Melanin Formation*	% Inhibition
0	26 ± 3	
10 ⁻³	-3 ± 1	110 ± 4
10 ⁻⁴	10 ± 1	59 ± 4
10 ⁻⁵	24 ± 2	5 ± 8
10 ⁻⁶	26 ± 2	0 ± 8
10 ⁻⁷	25 ± 2	3 ± 8
10 ⁻⁹	30 ± 2	-15 ± 8

*** pmol/24h/1.5x10⁶ cells**

Licorice Roots Extract was added to B16F10 derived Tyrosinase, and melanin formation was measured using ¹⁴C-tyrosine.

B. Culture Cell

Conc. Ext. (mg/ml)	Melanin Formation*	% Inhibition
0	398 ± 20	
10 ⁻²	165 ± 10	60 ± 3
10 ⁻³	237 ± 18	41 ± 5
10 ⁻⁴	319 ± 24	20 ± 6
10 ⁻⁵	364 ± 30	8 ± 8
10 ⁻⁶	389 ± 17	2 ± 4
10 ⁻⁷	394 ± 12	1 ± 3
10 ⁻⁸	410 ± 24	-3 ± 6

*** pmol/24h/1.5x10⁶ cells**

HM-3-KO human melanoma cells were cultured with DMEM, which contains Licorice Roots Extract. After 3 days the cells were harvested, solubilized and the melanogenic activities were measured using ¹⁴C-tyrosine.

C. DOPAchrome Tautomerase

Conc. Ext. (mg/ml)	DOPAchrome Tautomerase Activity*	% Inhibition
0	323 ± 24	
10 ⁻²	95 ± 10	71 ± 3
10 ⁻³	82 ± 8	75 ± 2
10 ⁻¹⁰	82 ± 6	75 ± 2

*** nmol/24h/1.5x10⁶ cells**

HM-3-KO human melanoma cells were cultured with or without Licorice Roots Extract for 3 days. Then the cells were harvested, solubilized and DOPAchrome tautomerase activity was measured by the concentration of DHICA using HPLC.

D. DHI Production

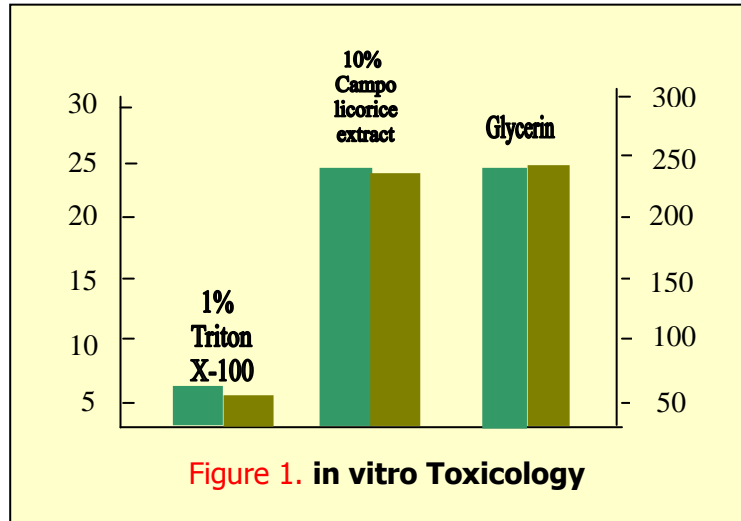
Conc. Ext. (mg/ml)	Spontaneous DHI Production*	% Inhibition
0	14.0 ± 2.6	
10 ⁻²	4.2 ± 0.8	70 ± 6
10 ⁻³	3.3 ± 0.7	76 ± 5
10 ⁻¹⁰	3.1 ± 0.8	78 ± 6

• µg/h/1.5x10⁶ cells

HM-3-KO human melanoma cells were cultured with or without Licorice Roots Extract for 3 days. Then the cells were harvested, solubilized and spontaneous DHI production was measured by the concentration of DHI using HPLC.

Campo Licorice extract was also safety tested using a variety of in vivo and vitro protocols. The CAMVA was used to determine irritancy. This in vitro assay determines the irritancy of a test compound based on its ability to induce hemorrhage on the chorioallantoic membrane of a chicken egg. Two other in vitro tests were run on Campo Licorice Roots Extract-EpiDerm and Epi-Ocular. EpiDerm is a three - dimensional system composed of human epithelial cells to which the test compound is applied. After incubation, the number of viable cells is measured using the MTT conversion assay.

An ET₅₀ is determined, which gives an idea of potential skin toxicity. EpiOcular is a three-dimensional system composed of stratified human keratinocytes to which the test material is applied. After incubation, the number of viable cells is measured using the MTT conversion assay. An ET₅₀ is determined, which gives idea of possible ocular irritation. Results are shown in Figure I.



A fifty -person RIPT was run on Campo Licorice Roots Extract to assess its ability to induce skin irritation and sensitization. The method is modified from the 200 person methodology cited in the reference Appraisal of the Safety of Chemicals in Food, Drugs, and Cosmetics. The material was tested at 100% concentration and underwent nine inductive patchings.

Clinical study

Skin care of liver spots

- Excerpt from dermal disease clinic, 15(8) ; 677 ~ 680, 1993 -



Fig. 1 Brown spots on one cheek before treatment



Fig.2 Four months after treatment with licorice roots extract cream

Clinical study

Treatment of chloasma and senile pigment freckle by Licorice Extract



Fig. 1 Brown spots on the cheek before treatment



Fig. 2 Four months after treatment with Licorice Roots Extract cream

CAMPO RESEARCH TECHNICAL SPECIFICATIONS

PRODUCT Name (Campo Research) Other Trade Names(CampoResearch)	CAMPO LICORICE ROOTS EXTRACT (liquid) LICORICE ROOT EXTRACT (liquid)
INCI Name	Licorice (Glycyrrhiza glabra) Extract
PRODUCT #	97.5847
SPECIES	Glycyrrhiza uralensis
PARTS USED Glabadarin Content > 40-45%	Roots See COA
APPEARANCE	Clear, light brown yellow liquid
ODOUR	Characteristic (minimal)

	Specifications	Results
SPECIFIC GRAVITY (20°C)	1.030 – 1.080	See batch lot COA
REFRACTIVE INDEX (20°C)	1.300 - 1.390	See batch lot COA
pH (100%)	1.00 - 3.00	See batch lot COA
SOLVENT (S)	Water and ethanol	
UV VIS SPECTROMETER @279 & 290 nm	2.50 –3.50	See batch lot COA
PRESERVATION	None	
TOTAL GERMS	< 100 cfu/ml - non-pathogenic	
TOTAL YEAST/MOLD	Nil	
HEAVY METALS (Total) As,Pb,Hg	< Less than 0.5 ppm	
COMMENTS		

CAMPO RESEARCH SINGAPORE
MATERIAL SAFETY & CONSUMER SAFETY TESTING LABS.
DIV. OF JTC KAMPOYAKI SINGAPORE
EMERGENCY MATERIAL SAFETY / ACCIDENTAL RELEASE CENTER Contact:
Emergency Tel.no: +(65)-63833202/63833631(24hours) /63228551/63228503
Emergency Fax No: +(65)-63833631(24hours), 63824680, 63228558
EMERGENCY IPN-VIDEO-TELECONFERENCING: campo@publ.ipn.vocaltec.com
EMAIL: msds911@campo-research.com.

References:

- Arai I, Komatsu Y, Hirai Y, Shingu K, Ida Y, Yamaura H, Yamamoto T, Kuroiwa Y, Sasaki K, Taguchi S, Stimulative effects of saponin from kikyō-to, a Japanese herbal medicine, *Planta Med* 1997 Oct;63(5):419-424
- Fuhrman B, Buch S, Vaya J, Belinky PA, Coleman R, Hayek T, Aviram M, Licorice extract and its major polyphenol glabridin protect low-density lipoprotein against lipid peroxidation : in vitro and ex vivo studies in humans and in atherosclerotic apolipoprotein E-deficient mice, *Am J Clin Nutr* 1997 Aug;66(2):267-275
- Francischetti IM, Monterio RQ, Guimaraes JA, Identification of glycyrrhizin as a thrombin inhibitor, *Biochem Biophys Res Commun* 1997 Jun 9;235(1):259-263
- Badam L, In vitro antiviral activity of indigenous glycyrrhizin, licorice and glycyrrhizic acid (Sigma) on Japanese encephalitis virus, *J Commun Dis* 1997 Jun;29(2):91-99
- Kitagawa T, Bai G, Fujiwara K, Akahori A, Sonoi S, Kondo S, Li HZ, Application of a licorice root specific protein to a general method for the assay of licorice root components in traditional Chinese medicines, *Biol Pharm Bull* 1997 Jun;20(6):589-595
- Moon A, Kim SH, Effect of Glycyrrhiza glabra roots and glycyrrhizin on the glucuronidation in rats, *Planta Med* 1997 Apr;63(2):115-119
- Kitagawa T, Yang Z, Bai G, Fujiwara K, Akahori A, Sonoi S, Kondo S, A general enzyme immunoassay for the licorice root component contained in traditional Chinese medicines, *Biol Pharm Bull* 1997 Mar;20(.):211-216
- Vaya J, Belinky PA, Aviram M, Antioxidant constituents from licorice roots: isolation, structure elucidation and antioxidative capacity toward LDL oxidation, *Free Radic Med* 1997;23(2):302-313
- Kroes BH, Beukelman CJ, van den Berg AJ, Wolbink GJ, van Dijk H, Labadie RP, Inhibition of human complement by beta-glycyrrhetic acid, *Immunology* 1997 Jan;90(1): 115-120
- Seelen MA, de Meijer PH, Braun J, Swinkels LM, Waanders H, Meinders AE, Hypertension caused by licorice consumption, *Ned Tijdschr Geneesk* 1996 Dec 28;140(52):2632-2635
- Nakajima N, Utsunomiya T, Kobayashi M, Herndon DN, Pollard RB, Suzuki F, In vitro induction of anti-type 2 T cells by glycyrrhizin, *Burns* 1996 Dec;22(8):612-617
- Cooney AS, Fitzsimons JT, Increased sodium appetite and thirst in rat induced by the ingredients of liquorice, glycyrrhizic acid and glycyrrhetic acid, *Regul Pept* 1996 Oct 8;66(1-2):127-133
- Hayashi H, Hiraoka N, Ikeshiro Y, Molecular cloning and functional expression of cDNAs for Glycyrrhiza glabra squalene synthase, *Biol Pharm Bull* 1996 Oct;19(10):1387-1389
- Lin IH, Hau DM, Chen WC, Chen KT, Lin JG, Effects of glycyrrhizic acid on cellular immunocompetence of gamma-ray-irradiated mice, *Chin Med (Engl)* 1996 Feb;109(2):138-142
- McCutcheon AR, Roberts TE, Gibbons E, Ellis SM, Babiuk LA, Hancock RE, Towers GH, Antiviral screening of British Columbian medicinal plants, *J Ethnopharmacol* 1995 Dec 1;49(2):101-110
- Raggi MA, Bugamelli F, Nobile L, Curcelli V, Mandrioli R, Rossetti A, Cantelli Forti G, The choleric effects of licorice: identification and determination of the pharmacologically active components of Glycyrrhiza glabra, *Boll Chim Farm* 1995 Dec;134(11):634-638
- Madurga M, Rodriguez Silva MJ, de Abajo FJ, Liquorice: drug of food?. *Aten Primaria* 1995 Sep 15;16(4):233-234
- Wang Z, Nishioka M, Kurosaki Y, Nakayama T, Kimura T, Gastrointestinal absorption characteristics of glycyrrhizin from glycyrrhiza extract, *Biol Pharm Bull* 1995 Sep;18(9):1238-1241

Tan H, Liu Y, Fong W, Liu M, Chemical components of decoction of radix Paeoniae and radix Glycyrrhizae, *Chung Kuo Chung Yao Tsa Chih* 1995 Sep;20(9):550-551

Ghosh D, Wawrzak Z, Plentnev V, Erman M, Duax WL, Pangborn W, Zhu DW, Labrie F, Lin SX, Molecular mechanism of inhibition of steroid dehydrogenases by licorice-derived steroid analogs in modulation of steroid receptor function, *Ann N Y Acad Sci* 1995 Jun 12;761:341-343

Chen X, Han R, Effect of glycyrrhetic acid on DNA damage and unscheduled DNA synthesis induced by benzo(alpha)pyrene, *Chin Med Sci J* 1995 Mar;10(1):16-19

Li X, Chen Z, Zhap Y, Effects of prosoaking on the germination of licorice seeds, *Chung Kuo Chung Yao Tsa Chih* 1995 Jan;20(1):13-15

Raggi MA, Bugamelli F, Nobile L, Schiavone P, Cantelli-Forti G, HPLC determination of glycyrrhetic acid in biological fluids, after licorice extract administration to humans and rats, *Boll Chimm Farm* 1994 Dec;133(11):704-708

Yamazaki M, Sato A, Shimomura K, Saito K, Murakoshi I, Genetic relationships among Glycyrrhiza plants determined by RAPD and RFLP analyses, *Biol Phark Bull* 1994 Nov;17(11):1529-1531

Cantelli-Forti G, Maffei F, Hrelia P, Bugamelli F, Bernardi M, D'Intino P, Maranesi M, Raggi MA, Interaction of licorice on glycyrrhizin pharmacokinetics, *Environ Health Perspect* 1994 Nov;102 Suppl 9:65-68

Kitagawa I, Chen WZ, Hori K, Harada E, Yasuda N, Yoshikawa M, Ren J, Chemical studies of Chinese licorice-roots. I. Elucidation of five new flavonoid constituents from the roots of Glycyrrhiza glabra L. collected in Xinjiang, *Chem Pharm Bull Tokyo* 1994 May;42(5):1056-1062

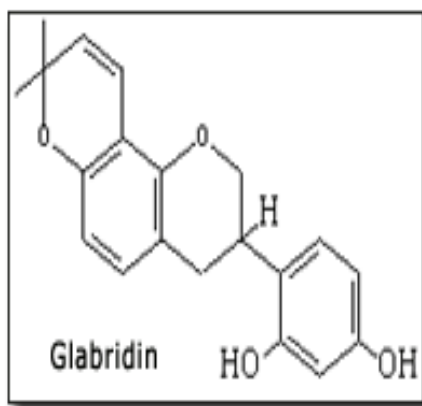
Raggi MA, Maffei F, Bugamelli F, Cantelli Forti G, bioavailability of glycyrrhizin and licorice extract in rat and human plasma as detected by a HPLC method, *Pharmazie* 1994 Apr;49(4):269-272

Saito K, Molecular genetics and biotechnology in medicinal plants: studies by biotechnological plants, *Yakugaku Zasshi* 1994 Jan;114(1):1-20

Chen XG, Han R, Effect of glycyrrhetic acid on DNA damage and unscheduled DNA synthesis induced by benzo (a) pyrene, *Yao Hsueh Pao* 1994;29(10):725-729

Sane T, Licorice, aldosterone and blood pressure, *Duodecim* 1994;110(10):974-980.

GLABRIDIN



GLABRIDIN PURE

CAMPO GLABRIDIN PURE with hydroxyl group at 4' position is the pure isolated compound of isoflavan, a sub-class of the polyphenolic flavonoids fraction of licorice roots extract of *Glycyrrhiza uralensis*. It is known for its beneficial effects on the skin due to its anti-inflammatory and antioxidant properties. In addition, **Campo Glabridin Pure** inhibits melanogenesis.

Campo Glabridin Pure is being the main isoflavan compound of the polyphenolic flavonoid fraction of *Uralensis licorice* roots extract; of which pure isolate is hydro-alcoholic solubilized and freeze-dried into crystalline powder.

It is known for its beneficial effects on the skin due to its anti-inflammatory and antioxidant properties. In addition, **Glabridin** inhibits melanogenesis. Some researchers have established that this effect may be due to the inhibition of tyrosinase activity (1,3).

COSMETIC USAGE

CAMPO GLABRIDIN PURE with hydroxyl group at 4' position has several unique properties that are useful for cosmetic applications.

These properties are among others:

- * Skin whitening property or the ability to inhibit melanogenesis
- * Anti-inflammatory property
- * Antioxidant property

CAMPO GLABRIDIN PURE, with its unique structure is the main compound as a pure isolate of Isoflavan of the polyphenolic flavanoids fraction of licorice extract is known for its beneficial effects on the skin due to its anti-inflammatory and skin whitening properties (1.)

Other Licorice flavonoids such as Glycyrrhizin and glychrrhetic acid are also known to have anti-inflammatory properties (4).

The pure isolated fraction containing the Isoflavan Glabridin Pure is known to have an inhibitory effect on melanogenesis (3).

Some researchers have established that this effect may be due to the isoflavan Glabridin's constituent structure with a hydroxyl group at the 4' is well-related to the unique functional ability to inhibit tyrosinase activity (1, 2, 3).

Both in-vitro and in-vivo studies were carried out to study the inhibitory effects of Glabridin on melanogenesis and inflammation (2).

SKIN WHITENING EFFECT / INHIBITION OF MELANOGENESIS

In a comprehensive study carried out by Yokota, T. et al. (2),

The inhibitory effects of **Glabridin** on melanogenesis as well as inflammation were examined. The structure-function relationship of Glabridin was also studied.

Topical skin-depigmentation activities of the active component, **Glabridin**, were examined using UVB-induced pigmented skins of brownish guinea pigs. A 0.5% **Glabridin** alcoholic solution was applied topically to the skin. Topical application of **Glabridin** significantly reduced pigmentation induced by UVB radiation on the backs of the brownish guinea pigs.

Skin samples were also taken from each of the **Glabridin** treated areas for histological studies.

The treated tissue was stained with 0.1% DOPA and the inhibition of melanogenesis was evaluated by counting the number of DOPA-positive melanocytes/mm² under an optical microscope.

Epidermal histological studies performed showed that DOPA-positive melanocytes reduced in number on the skin treated with **Glabridin**.

Treatment with **Glabridin** also lightened the skin color due to inhibition of melanogenesis.

The authors concluded that the **Glabridin** present in Licorice roots inhibits both melanin synthesis and inflammation. They also observed that these properties of **Glabridin** were related to its structure with hydroxyl group at the 4'.

MECHANISM OF ACTION

Glabridin may inhibit melanogenesis by one of two mechanisms:

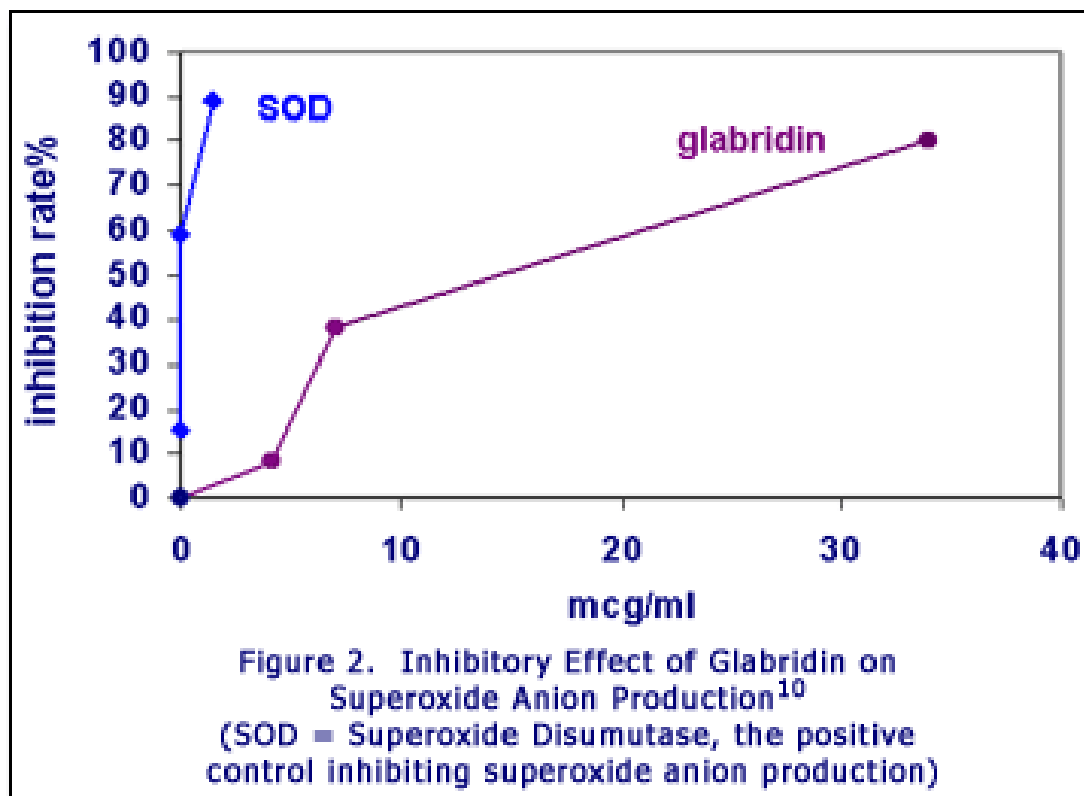
1. Inhibition of the production of active oxygen species: ($O_2^{\cdot-}$)
2. Inhibition of tyrosine: Human tyrosinase is an essential enzyme, which regulates the production of melanin, a group of brown to black pigments in the skin of humans.

It is a known fact that a number of reactions (e.g. inflammatory, etc.) are induced when human skin is exposed to UV radiation(5).

The membrane phospholipids of the skin tissue are damaged by UV-induced active oxygen.

Histological changes occur in the skin that manifest as erythemas and skin pigmentation (6,7).

Active oxygen is one of the species that induces skin pigmentation. Thus, prevention of its production is linked to inhibition of melanogenesis. To test this, an assay was performed to study the inhibitory effect of glabridin on superoxide anion production. As shown in [Figure 2](#), **Glabridin** inhibited superoxide (active oxygen) formation at concentrations from 0.33 µg/ml to 33.3 µg/ml.

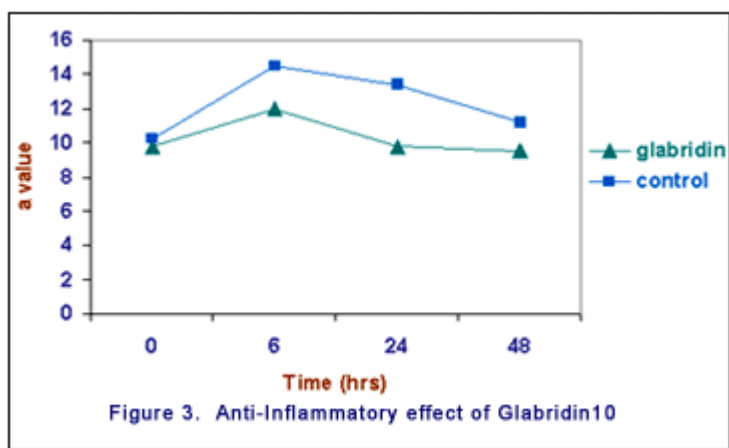


Thus, **Glabridin** may be useful for treating conditions like melasma or pigmentation of skin due to sun-exposure.

ANTI-INFLAMMATORY EFFECTS

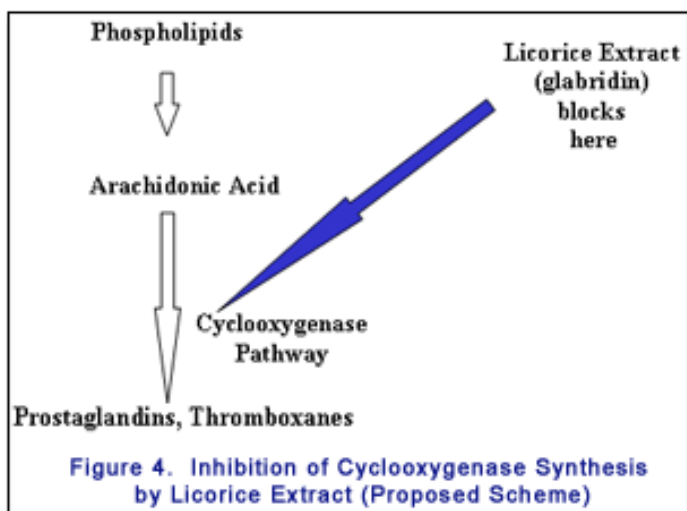
An assay was performed to test the anti-inflammatory activity of **Glabridin** when used for topical application (2).

UVB-induced pigmented skins of guinea pigs were treated with 0.5% **Glabridin** solution. It was observed that **Glabridin** decreased the inflammation induced by UVB irradiation on the skin. The erythema manifested as redness in skin color is indicated by a* values. The extent by which the inflammation decreased was calculated by recording the a* values (of a L*a*b* colorimeter) before irradiation, after irradiation and after the topical application of **Glabridin**. The a* value increases with the appearance of erythema. As shown in **Figure 3**, the a* values of the skin treated with **Glabridin** were lower than those of the control, indicating a decrease in the inflammation.



An assay was performed to determine the inhibitory effect of **Glabridin** on cyclooxygenase activity (2).

Cyclooxygenase is an enzyme that metabolizes arachidonic acid into prostaglandins, which are mediators that initiate the inflammatory cascade reaction. It was observed that addition of 6.25 µg/ml **Glabridin** inhibited the cyclooxygenase activity with respect to the control. The positive control in this experiment was indomethacin, a known cyclooxygenase inhibitor



It is believed that **Glabridin** has the anti-inflammatory effect through the arachidonic acid cascade by inhibition to cyclooxygenase **(5, 6, 8)**

ANTI-OXIDANT EFFECT

As discussed in the assay performed to test the inhibition of superoxide production by **Glabridin**, it can be said that **Glabridin** has an antioxidant effect in addition to its skin-whitening (anti-melanogenetic) and anti-inflammatory properties.

CAMPO GLABRIDIN PURE is used topically is documented to reduce the amount of corticosteroids in dermatological infections. This is probably by inhibiting 11 - beta hydroxysteroid dehydrogenase which is responsible for the conversion of cortisol to corticosterone and thus, potentiating the effects of steroids **(9, 10)**.

COSMETIC APPLICATIONS

CAMPO GLABRIDIN PURE possesses potent and effective anti-inflammatory, antioxidant as well as melanogenesis-inhibiting properties. Thus, it would be a good ingredient for various cosmetic and/or medicinal skin care products (e.g. creams, lotions, body wash products, etc.).

CAMPO GLABRIDIN PURE is used in skin-whitening creams, and there are a number of patented formulations for this purpose.

One patented formula for a skin whitening cream contains 0.05% **GLABRIDIN PURE**, galacturonic acid, lactic acid, kojic acid, ascorbyl palmitate and tocopheryl linoleate. **(11)**

It is said to lighten the skin color by inhibiting melanin formation, mainly by the inhibition of tyrosinase activity.

CAMPO RESEARCH TECHNICAL SPECIFICATIONS

PRODUCT Name (Campo Research)	CAMPO LICORICE GLABRIDIN PURE-POWDER
Other Trade Names(Campo Research)	LICORICE ROOT GLABRIDIN EXTRACT-POWDER
PRODUCT #	97.5847-6
INCI Name	Glycyrrhiza Glabra (Licorice) Rhizome/Root Extract Glycyrrhiza Glabra (Licorice) Root Extract Glycyrrhiza Uralensis (Licorice) Root Extract
EU INCI Name	Glycyrrhiza Glabra Extract
CAS#	N/A - Glycyrrhiza Glabra (Licorice) Rhizome/Root Extract 84775-66-6 - Glycyrrhiza Glabra (Licorice) Root Extract 84775-66-6 - Glycyrrhiza Glabra Extract (EU) N/A - Glycyrrhiza Uralensis (Licorice) Root Extract
EINECS #	N/A - Glycyrrhiza Glabra (Licorice) Rhizome/Root Extract 283-895-2(1) - Glycyrrhiza Glabra (Licorice) Root Extract 283-895-2 - Glycyrrhiza Glabra Extract (EU) N/A - Glycyrrhiza Uralensis (Licorice) Root Extract
SPECIES	Glycyrrhiza glabra (syn G.glabra Gandilufers) Ural Mountains Licorice Roots
PARTS USED	Autumn harvested Roots
APPEARANCE	Buff Creamy to Creamy White powder, with occasional clumps of fragile granules
ODOUR	Almost Odourless

	Specifications	Results
BULK DENSITY	0.30 – 0.50 g/cm ³	See batch lot COA
MELTING POINT	185 – 195°C	
SOLUBILITY	Water (>0.50%), Propylene glycol (>9%), Glycerine (>14%) Ethanol- (>20%)	
UV VIS SPECTROMETER @279 & 290 nm	2.50 –3.50	See batch lot COA
PH (1% in AQUEOUS SOLUTION.)	2.5 – 4.5.	See batch lot COA
PRESERVATION	None	
TOTAL GERMS	< 100 cfu/ml - non-pathogenic	
TOTAL YEAST/MOLD	Nil	
HEAVY METALS (Total) As,Pb,Hg	< less than 0.5 ppm	
COMMENTS		

CAMPO RESEARCH SINGAPORE
MATERIAL SAFETY & CONSUMER SAFETY TESTING LABS.
DIV. OF JTC KAMPOYAKI SINGAPORE
EMERGENCY MATERIAL SAFETY / ACCIDENTAL RELEASE CENTER Contact:
Emergency Tel.no: +(65)-63833202/63833631(24hours) /63228551/63228503
Emergency Fax No: +(65)-63833631(24hours), 63824680, 63228558
EMERGENCY IPN-VIDEO-TELECONFERENCING: campo@pub1.ipn.vocaltec.com
EMAIL: msds911@campo-research.com.

REFERENCES:

1. Kawaguchi, Y., Gou, K., Kawa, Y., Kashima, M., and Mizoguchi, M. 1992. The Inhibitory Effects of Licorice Extracts on Melanogenesis: In-vivo Studies. *Jpn. J. Dermatol.* 102: 679-688 (in Japanese).
- 2 Yokota, T., Nishio, H., Kubota, Y., and Mizoguchi, M. 1998. The Inhibitory Effect of **Glabridin** from Licorice Extracts on Melanogenesis and Inflammation. *Pigment Cell Research.* 11: 355-361.
- 3 Kameyama, K., Sakai, C., and Tagawa, M. 1994. Effect of Oil-soluble Licorice Extract on Melanogenesis. *Pigment Cell Research.* 7:372.
4. Inoue, H., Saitoh, H., and Koshihara, H. 1986. Inhibitory Effect of Glycyrrhetic Acid Derivatives on Lipoxygenase and Prostaglandin Synthetase. *Chem. Pharm. Bull.* 34: 897-901.
- 5 Hruza, L.L., and Pentland, A.P. 1993. Mechanisms of UV-Induced Inflammation. *J. Invest. Dermatol.* 100:35s-41s.)
6. Tomita, Y., Torinuka, W. and Tagami, H. 1988. Stimulation of Human Melanocytes by Vitamin D3 Possibly Mediates Skin Pigmentation after Sun Exposure. *J. Invest. Dermatol.* 90:882-884.)
- 7 Gordon, P.R., Mansur, C.P., and Gilchrest, B.A. 1989. Regulation of Human Melanocyte Growth Dendricity and Melanization by Keratinocyte Derived Factors. *J. Invest. Dermatol.* 92:565-575.)
8. Synder, D.S. 1975. Cutaneous Effect of Topical Indomethacin, an Inhibitor of Prostaglandin Synthesis, on UV-damaged Skin. *J. Invest. Dermatol.* 64: 322-355.
9. Stewart PM, et al, 1990. Mineralocorticoid activity of carbenoxolone: contrasting effect of carbenoxolone and licorice on 11 beta-hydroxysteroid dehydrogenase activity in man. *Clin Sci (Colch)*; 78 (1): 49 - 54.
10. Whorwood CB, Sheppard MC, Stewart PM. 1993. Licorice inhibits 11 beta-hydroxysteroid dehydrogenase messenger ribonucleic acid levels and potentiates glucocorticoid hormone action. *Endocrinology*; 132(6):2287-92.
11. Hadas, Nira. Skin Whitening Composition. United States Patent # 5609875

BIBLIOGRAPHY SUMMARIES

1: Pigment Cell Res. 1998 Dec;11(6):355-61. Related Articles,

The inhibitory effect of glabridin from licorice extracts on melanogenesis and inflammation.

Yokota T, Nishio H, Kubota Y, Mizoguchi M.

Basic Research Laboratory, Kanebo, LTD, Odawara, Kanagawa, Japan.

Glabridin is the main ingredient in polyphenolic flavanoids fraction of licorice extract affecting on skins. In this study, we investigated inhibitory effects of glabridin on melanogenesis and inflammation using cultured B16 murine melanoma cells and guinea pig skins. The results indicated that glabridin inhibits tyrosinase activity of these cells at concentrations of 0.1 to 1.0 microg/ml and had no detectable effect on their DNA synthesis. Combined analysis of SDS-polyacrylamide gel electrophoresis and DOPA staining on the large granule fraction of these cells disclosed that glabridin decreased specifically the activities of T1 and T3 tyrosinase isozymes. It was also shown that UVB-induced pigmentation and erythema in the skins of guinea pigs were inhibited by topical applications of 0.5% glabridin. Anti-inflammatory effects of glabridin in vitro were also shown by its inhibition of superoxide anion productions and cyclooxygenase activities. These data indicated that glabridin is a unique compound possessing more than one function; not only the inhibition of melanogenesis but also the inhibition of inflammation in the skins. By replacing each of hydroxyl groups of glabridin with others, it was revealed that the inhibitory effect of 2'-O-ethyl glabridin was significantly stronger than that of 4'-O-ethyl-glabridin on melanin synthesis in cultured B16 cells at the concentration of 1.0 mg/ml. With replacement of both of two hydroxyl groups, the inhibitory effect was totally lost. Based on these data, we concluded that two hydroxyl groups of glabridin are important for the inhibition of melanin synthesis and that the hydroxyl group at the 4' position of this compound is more closely related to melanin synthesis.

PMID: 9870547 [PubMed - indexed for MEDLINE]

DISCLAIMER:

The information contained herein is accurate to the best knowledge and belief of Campo Research Pte Ltd, and specification quoted may change without prior notice. Information contained in this technical literature is believed to be accurate and is offered in good faith for the benefit of the customer. The company, Campo Research Pte Ltd, however, cannot assume any liabilities or risks involved in the use of its natural products or their derivatives or raw materials or ingredients, since the conditions of use are beyond Campo Research Pte Ltd' s control. Statements concerning the possible use are not intended as recommendations to use our materials in the infringement of any patents or infringements of mandatory regulatory requirements or without any safety evaluations conducted when used in combination with materials of other suppliers.. We make no warranty of any kind, expressed or implied, other than that the material conforms to the applicable standard specifications. Campo Research Pte Ltd accepts no liabilities of whatsoever either expressed or as otherwise arising out of the information supplied, the application, adaptation or processing of the products described herein, or the use of other materials in lieu of the Campo materials or the use of Campo raw materials or ingredients in conjunction with any other products and raw materials. The use of Campo Research Pte Ltd's raw materials or ingredients in any formulations are to be compulsory tested and to be assayed for safety and toxicology profiles evaluations and according the mandatory regulations as required by the laws and regulations of the countries where the evaluation and use of Campo Research Pte Ltd's raw materials or ingredients has been formulated as single components in any carrier systems or as in multi-components formularies. The end-users, marketers; manufacturers, formulation laboratories or importers of Campo Research Pte Ltd' raw materials and ingredients which are incorporated into any formularies as formulated or re-sold or re-exported or assayed in accordance with any mandatory regulatory requirements of any country or infringement of any patents assume all liabilities as that may arise out of the use of Campo Research Pte Ltd's raw materials and ingredients in any formularies in combination with raw materials and ingredients of other suppliers or as single components in any carriers. The definition of users as mentioned in these instances are manufacturers, marketers, formulation laboratories, consultants, and importers assumed all liabilities arising as either personal injuries suits, infringements of patents suits, infringements of or failures to meet regulatory requirements suits of a formulary either as single components in any carrier systems or in as multi-components formularies in which are may consist of a Campo Research Pte Ltd's raw material or ingredients.

IMPORTANT NOTICE

Specifications may change without prior notice. Information contained in this technical literature is believed to be accurate and is offered in good faith for the benefit of the customer. The company, however, cannot assume any liability or risk involved in the use of its natural products or their derivatives, since the conditions of use are beyond our control. Statements concerning the possible use are not intended as recommendations to use our products in the infringement of any patent. We make no warranty of any kind; expressed or implied, other than that the material conforms to the applicable standard specifications.